



*Aligned Development Strategies, Inc.*

## Internet and Project Management Training



### Website Design

- Introduction to Website Design
- JavaScript Fundamentals
- Dynamic HTML and JavaScript

### Development Tools

- Macromedia Dreamweaver
- Macromedia Flash
- Macromedia Flash ActionScript
- Microsoft FrontPage
- Macromedia Fireworks

### Proven IT Training for Your Organization

**GSA Schedule Contract  
#GS-35F-0360L**

**New Courses:**  
Macromedia MX 2004  
Microsoft ASP .NET

### Programming

- Macromedia ColdFusion
- Microsoft ASP.NET
- Java Server Pages (JSP)
- XML Fundamentals
- Microsoft Access

### Project Management

- Microsoft Project 2000
- Project Management Principles
- Managing Small Projects
- Advanced Management Concepts
- Estimating Software Projects
- Network Assurance

8605 Cameron Street, Suite 214  
Silver Spring, Maryland 20910  
Phone: (301) 562-1330  
Fax: (301) 562-1332  
training@goADSI.com  
Register Online! [www.goADSI.com](http://www.goADSI.com)



macromedia®  
2002 AUTHORIZED  
TRAINING PARTNER



## Proven IT Training for Your Organization

“One of the best instructors I have had. She really knew her stuff and if we stumped her she would always come back after the break with the answer. Very patient with everyone and explained things very well also. I would highly recommend anyone to take a class with ...Thank you!!!”

*-B. Schleis  
United States Air Force*

Aligned Development Strategies, Inc. (ADSI) is a Maryland based Information Technology leader. We are committed to providing the most up-to-date, quality training available. Our instructors have extensive experience in teaching as well as years of real-world Internet development and Project Management experience. At ADSI it is our goal to provide companies with the IT skills development and knowledge needed to reach their IT learning objectives. In achieving this goal, we offer a variety of training options – classroom seminars and hands-on training, online courses as well as customized training seminars available on-site for your company.

### Why Should You Train with Us?

#### ✓ Hands-on-Training

Each student is provided with his/her own computer workstation and course materials.

#### ✓ Personalized Attention

All of our classes are kept to no more than 8 individuals per class to give each student personal attention.

#### ✓ Professional Instruction

Every ADSI instructor is also employed in the web development, graphics design, or software engineering field to provide real-world experience tips and tricks.

#### ✓ Unlimited Refresher Courses

ADSI offers unlimited class audits for past students to retake a past course as long as that course is available.

#### ✓ Convenient Training Options

We offer online training seminars so you have the ability to take a variety courses at your own pace, from your own home, and at your own convenience.

#### ✓ Competitive Pricing

Compare our prices with other IT training providers and you will find that all of our courses are competitively priced. We also offer a \$50 discount to any student registering for more than one class - even if you decide to take the second class sometime in the future. We also offer discount course packages in web development and web design (For more information on these, please contact our training department at (301)562-1330).

#### ✓ Convenient Location

Our training facilities are conveniently located in downtown Silver Spring, Maryland, 2 blocks from the Silver Spring Metro Station.

#### ✓ Macromedia Authorized Training Center

Authorized Training Centers are the only source for course material and instruction approved by Macromedia and tailored to provide the best instruction and practical hands-on use of their software. Our curriculum is also tailored to provide the skill necessary to pass **Macromedia Certification examinations**.

## Table of CONTENTS

### Macromedia and Borland Certification

Guarantee that your expertise is recognized throughout the IT community. Become certified in any of the following fields:

#### Macromedia Certifications

- Dreamweaver MX Developer
- Flash MX Developer
- Flash MX Designer
- ColdFusion MX Developer
- Advanced ColdFusion MX Developer

Prepare for certification now with ADSI. We offer Macromedia Authorized Instruction to provide you with the training needed to become a certified professional.



Look for the owl logo throughout the catalog for courses that help you on your way to certification!

### Online Learning Solutions!

Looking for an affordable, quality **Learning Management Solution**? ADSI offers quality Online Learning and Project Management solutions for your organization.

*See insert for more information.*

Why Choose ADSI? .....	2
Certifications .....	4
Our Clients .....	6
<b>Website Design</b> .....	<b>8</b>
Introduction to Website Design .....	9
Introduction to Dynamic HTML and JavaScript .....	9
JavaScript Fundamentals .....	10
<b>Development Tools</b> .....	<b>11</b>
Macromedia Dreamweaver .....	12
Macromedia Fireworks .....	15
Macromedia Flash .....	16
Microsoft FrontPage .....	21
<b>Programming</b> .....	<b>22</b>
Macromedia ColdFusion .....	23
Microsoft .NET .....	24
Microsoft Access .....	26
XML .....	27
Java Server Pages .....	27
Borland JBuilder .....	28
<b>Project Management</b> .....	<b>30</b>
Advanced Project Management Concepts	
Estimating Non-IT Projects	
Estimating Software Projects	
Managing Small Projects	
Managing Web Projects with Microsoft Project	
Project Management of Team Members	
Project Management Overview	
Project Management Principles	
Online Training .....	31
Onsite Training .....	32
Contact Information and Directions .....	33
Registration Form .....	34
Classroom and Billing Policies .....	35

### ***We Deliver!***

Bring On-Site IT Training to Your Company  
 ADSI offers on-site, customized training delivered at your company.  
 See back Onsite Training for details!

**Save \$50**

Receive a \$50.00 discount when you register for two courses

**Save \$100**

Receive a \$100.00 discount when you register for three courses



## Macromedia Certification

### **Give your career a boost . . . Get Certified!** **Macromedia Certification Program**

**Macromedia certification** exams are a recognized benchmark in over 75 countries. Certify your organization's expertise and increase productivity through Macromedia certification programs. There is no better solution for your organization's training needs than ADSI with quality, competitive, vendor authorized training.

Certifications are a way of demonstrating proficiency and expertise in your given field. ADSI is pleased to provide quality, Macromedia and Borland Authorized training to prepare your employees for certification.

Here's how:

#### **Step 1: Select a certification program**

Macromedia certification exams demonstrate the skills required to design, develop, deploy and maintain dynamic applications using Macromedia's technologies. Macromedia offers the following certification programs:

- Macromedia Dreamweaver MX 2004 Developer
- Macromedia Flash MX Designer
- Macromedia Flash MX 2004 Developer
- Macromedia Coldfusion MX Developer

#### **Step 2: Register for Recommended Courses**

Each certification program consists of one or more recommended courses. ADSI offers Macromedia Authorized Training that meets the required study program for each exam. You can register online at [www.goADSI.com](http://www.goADSI.com) or contact us at (301) 562-1330.



Look for the certification logo throughout this catalog for required certification courses.

#### **Step 3: Complete the Recommended Courses and Take the Exam!**

The recommended course tracks supply the knowledge necessary to meet each learning objective of your selected track. Upon completing the required courses and applying your knowledge you are ready to complete the Macromedia Certification exam. These exams are offered in more than 3,000 locations worldwide at VUE testing centers. You may visit our website to find the location convenient for you.

### ***Your Certified!***

Once you have successfully completed and passed your exam you are a Certified Macromedia Professional. You will receive a Macromedia Certified Professional Kit which will contain a welcome letter, personalized certificate acknowledging your status as a Certified Professional as well as your Certified Professional logo.

For more information regarding certification programs, see the chart on the following page or contact our training coordinator at (301) 562-1330.

## Macromedia Training Roadmap to Certification

Below is Macromedia's suggested learning path towards certification. Each course meets the necessary learning objectives to provide the skills necessary to become an expert in your desired field. Additional information on each course can be found within this catalog.

### Dreamweaver MX 2004 Certification Tracks

Dreamweaver MX 2004:  
Website Development

=

Macromedia  
Dreamweaver  
Certification

### ColdFusion MX Certification Tracks

Fast Track to ColdFusion MX

+

Advanced ColdFusion MX

=

Macromedia  
ColdFusion Developer  
Certification

### Flash MX 2004 Certification Tracks

Flash MX 2004: Rich Media Design

=

Macromedia  
Flash MX Designer  
Certification

+

Flash MX 2004: Application  
Development

+

Flash MX 2004: Advanced  
Application Development

=

Macromedia  
Flash MX 2004  
Developer  
Certification

Flash MX 2004: Application  
Development for Programmers





## Our Clients

Our clients include private sector and government agencies, such as:

- NOAA
- Social Security Administration
- Verizon
- Lockheed Martin
- NASA
- IRS
- NIH
- Fannie Mae
- Kaiser Permanente
- Georgetown University
- Bitco Enterprises
- SEMA
- CareFirst BlueCross BlueShield
- Advance Information Systems Group
- SAIC
- BD Diagnostic Systems
- Department of Commerce NMFS
- District of Columbia
- University of Baltimore School of Medicine
- University of Maryland
- William M. Mercer
- Worldcom
- Greenhorn & O'mara
- Millennium Printing and Graphics
- Seneca Valley High School
- ACS
- AXO Diagnostics
- Urobros
- Bacchus Importers, LTD
- BAE Systems
- Brown Associates
- CSC
- Darcars Mitsubishi
- Charles County Government
- CNRS at the Embassy of France
- Department of Agriculture
- MDTA Department of Justice
- Dept of Business and Economic Development
- DFMC
- DOC/NOAA/NMFS/Sustainable Fisheries
- Expovision
- Walter Reed Research Division
- Transwestern Commercial Services
- Federal Aviation Administration
- Gannett Group
- Gecko
- Greenhorn & O'mara
- Hughes Network Systems
- International Monetary fund
- Light Industries, Inc.
- McKinsey and Company
- Roland Park Country School
- SoftPros, Inc.
- Meridian
- National Public Radio
- QSS Group, Inc.
- Millennium Printing and Graphics
- Strategic Solutions Group Inc.
- NextLinx
- The Fund for American Studies
- NOESIS Incorporated
- Quality Recoveries
- Saybrook Associates
- Washington Brick
- ZAI/AMELEX
- United States Air Force

### Customization

ADSI's IT and Project Management training courses can be customized and delivered onsite to your organization. Save time and money with consistent, customized training tailored to fit the specific needs of your organization. ADSI combines professional mentoring, consulting and training to help your organization meet it's goals in the most convenient cost-effective means possible.

For more information or to arrange for on-site training, please contact our training coordinator at [training@goADSI.com](mailto:training@goADSI.com) or call (301) 562-1330.

“Because [the instructor] was so thoroughly knowledgeable about this subject, she could answer all of our questions. Her showed an apparent zeal for Dreamweaver, which radiated to the students.”

*J. Slaughter  
Federal Aviation Administration  
Washington, DC*

“Initially, I was afraid that Fireworks MX was not going to be very applicable to my work as a technical writer. But I have realized that this program is going to make my life MUCH easier and much more productive (and therefore happier)! So I am really excited to go home and start playing with it.”

*L. Anslow  
Internal Revenue Service  
Washington, DC*

“I have taken Dreamweaver and now Fast Track from the same instructor.... She is excellent. Focused, very knowledgeable, helpful and keeps the course on track.”

*B. Smotrich  
Montgomery County Community College  
Rockville, Maryland*

“This course provided me with pertinent, applicable information. The instructor was one of the best I've ever had.”

*T. Teston  
Treasury Department - FEMS  
Hyattsville, Maryland*



### Web Design Fundamentals

---

#### What are Web Design Fundamentals?

Web Design Fundamental courses cover the basic fundamentals of web design including HTML, JavaScript and basic usability practices. A strong knowledge of these essential technologies are the building blocks of more advanced technologies and web design tools. These classes are recommended for individuals with no prior experience in web design and are looking to move to a career in web development.

### Terminology

---

#### World Wide Web

A collection of Internet sites that offer text and graphics and sound and animation resources through the hypertext transfer protocol (HTTP).

#### Hypertext Markup Language (HTML)

A markup language used to structure text and multimedia documents and to set up hypertext links between documents, used extensively on the World Wide Web.

#### Dynamic HTML (DHTML)

An extension of HTML giving greater control over the layout of page elements and the ability to have web pages which change and interact with the user without having to communicate with the server. An example of DHTML is when you visit a website and move your mouse over an image. The image may change color or appearance when the mouse is over it and then revert to the original image when you move your mouse away from the image. DHTML was created by Microsoft can be viewed in Internet Explorer 4.0 and Netscape Communicator 4.0..

#### Cascading Style Sheets (CSS)

An extension to HTML to allow styles (For example: color, font, size) to be specified for certain elements of a hypertext document. Style information can be included in-line in the HTML file or in a separate CSS file (which can then be easily shared by multiple HTML files). This allows you to keep the page design uniform across your site. It also allows for easier site maintenance in that changes to things like the font size, face or color may be made in one place and automatically implemented site-wide.

#### JavaScript

JavaScript provides a complete suite of built-in functions and commands as well as the ability to create customized functions based on your development needs. These commands can be triggered by events, when the page is loaded or when submitting a form to be processed. This powerful scripting language provides a number of dynamic built-in functions, which enable the developer to add complex math calculations, audio, set text and variable attributes, windows manipulation, form verification as well as a number of other features essential in creating a dynamic web presence.



## Training Courses . . .

### Introduction to Website Design

This hands-on course provides the basic information needed to create an effective web site. The foundation of all website development is an understanding of HTML. This course will prepare students to create and maintain basic web pages. Students learn techniques for site layout, color selection, graphics preparation, template use and other best practices. Various tools for web site layout and graphic preparation are reviewed. Student will gain a solid knowledge of HTML theory as well as an understanding of real world use. Knowledge and use of HTML code will be emphasized.

#### Topics Include:

- Print design vs. web design
- Planning a site structure
- Introduction to Markup Languages
- HTML structure
- Setting page, text and link color
- Special characters
- Choosing safe colors for the web
- Defining lines and paragraphs
- Creating lists
- Graphic file types
- Inserting images and alternate labels
- Wrapping text around images
- Search engines and listing your site
- Creating links - hypertext, images and email
- Using tables and frames
- Borders and rules
- Creating forms
- Stylesheets and DHTML
- Designing for reuse with CSS
- File size and download speeds
- Search engines and listing your site
- Publishing/Uploading your site
- Creating an interactive site
- Design and publishing guidelines
- Browser issues

Length: 2 days  
 Commercial Price: \$650.00  
 GSA Price: *Coming Soon!*

### Introduction to Dynamic HTML and JavaScript

This course will give students the skills necessary to create attractive web pages that dynamically respond to user activity. Learn to design creative, attractive interfaces that make the most effective use of browser window space. Upon completion of this course students will learn to create mouse over effects that dynamically change screen content or images when the user rolls their mouse over the page. Students will also learn to use Cascading Style Sheets and JavaScript to dynamically position information on the page to create sophisticated, attractive websites.

#### Topics Include

- Usability Basics
- Design Guidelines
- Introduction to CSS
- Using JavaScript behaviors
- Dynamically changing page content
- Hide and show page content using JavaScript
- Create interactive image effects

Length: 1 day  
 Commercial Price: \$270.00  
 GSA Price: \$245.45



## Web Design

---

### JavaScript Fundamentals

---

An easy to use programming language, JavaScript allows the web developer to easily add interactivity to web pages. JavaScript can control HTML elements both before and after a page is rendered by the browser. JavaScript and DHTML can be used to accomplish what HTML can't: form validation, alter page content "on the fly", customize content based on the user's browser, controlling cookies and much more. JavaScript is easy to use and implement. This is a beginner to intermediate level course. No prior programming experience is necessary other than HTML. The student should have a working knowledge of HTML including forms, frames and tables and basic document structure.

#### Topics Include

- Programming Basics
- Variables and Operators
- Control Statements
- Functions and Objects
- The Window Object
- The Document Object
- Working with Forms Elements
- Validating Form Data
- Dates and Math
- An Introduction to Cross-Browser Compatibility

Length: 2 days  
Commercial Price: \$580.00  
GSA Price: \$290.00

---

“An excellent instructor! She was very knowledgeable. She gave some great tips on how to do things and she has great patience. I would definitely take another class from her!”

“Excellent coursebook! It is very informative and helpful. It provides a lot of helpful hints that will make creating, editing and maintaining our web pages a lot easier.”

“Our instructor was fantastic! Extremely knowledgeable, pleasant and patient. I can't stress enough how much [the instructor] added to the course!”

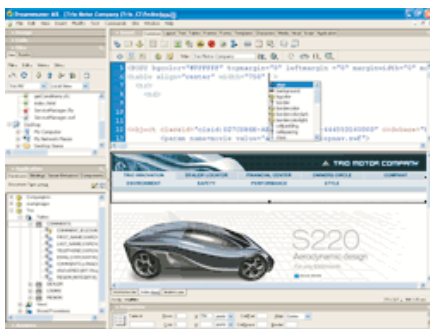
# Macromedia Dreamweaver MX

## What is Dreamweaver?

A good HTML editor and knowledge of HTML can make web site development faster and easier. Dreamweaver MX is the first of a new generation of HTML editors that give web authors incredible control of their code while providing the speed and ease of use of a graphical user interface. Participants will gain the knowledge and hands-on practice they need to build and manage professional Web sites. Learn how to use Dreamweaver MX to facilitate web site development and implement advanced HTML, DHTML, and JavaScript features, create complex tables, insert graphics, and instantly add Flash text and buttons using Dreamweaver MX.



## What's New with Dreamweaver MX?



### Intuitive New Workspace

Save time and productivity with Dreamweaver MX's new user interface. Dockable panel groups give you quick access to the most frequently used functions. Tabbed document windows allow you to quickly switch from page to page and an integrated file browser lets you quickly add content to your site with the click of a button. This interface is used throughout the entire Macromedia MX product suite providing a familiar interface whether you are working with HTML, graphics or multimedia!

### Powerful Reusable Templates

Create sophisticated rules for adding content, page layout and formatting using new pre-defined and customizable templates. Take advantage of professional, pre-built layouts to create forms, site layouts, style sheets

and accessible site designs.

### Accessibility Features

Keep up to date Section 508 Accessibility standards using Dreamweaver's compliance-check features including accessibility and code hint reminders as you work and in-product reference information.

### Dynamic Code Libraries

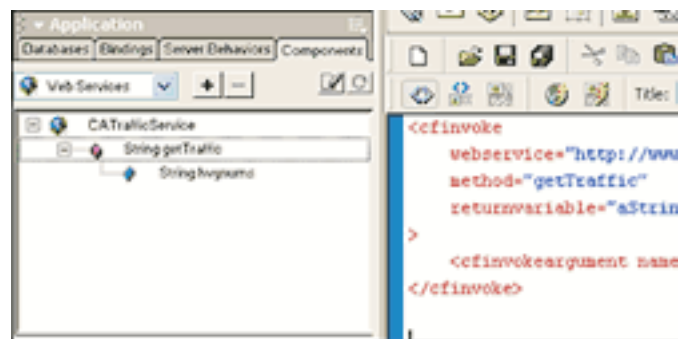
Save valuable development time with quick and easy pre-built code libraries. Create sophisticated dynamic pages such as inserting and updating record forms, master-detail interfaces and database record navigation quickly and easily with new dynamic code libraries. You can even test your database data within Dreamweaver using live-data view.

### New Server Technology Support

Dreamweaver MX supports ASP, JSP, ColdFusion, and ASP.NET server technologies to help you quickly and easily create dynamic, database-driven websites and applications.

### XML and Web Standards Support

New features to create, edit and validate XML and XHTML content help keep you on the cutting edge of web standards support.





## Web Development Tools

### Training Courses . . .

---

#### Fast Track to Dreamweaver MX

---

This 3-day course provides web designers with the knowledge and hands-on practice they need to build and manage professional website's. Learn how to use Dreamweaver MX to facilitate web site development and implement advanced HTML, DHTML, and JavaScript features, create complex tables, insert graphics, and instantly add Flash text and buttons using Dreamweaver MX.



#### Certification Opportunity

Fast Track to Dreamweaver MX is also the recommended course to become a **Certified Dreamweaver Developer**.

#### Topics Include

- Use the Dreamweaver User Interface effectively
- Create pages with well-structured HTML content
- Create hyperlinks between and within documents
- Add images and image maps to Web pages
- Using roundtrip editing from Fireworks MX to optimize and edit graphics
- Create page designs and templates using tables
- Format page contents using Cascading Style Sheets
- Create HTML forms to prompt for user input
- Use frames to segment a browser window
- Add behaviors for interactivity
- Test and deploy a Web site

Length: 3 days  
Commercial Price: \$975.00  
GSA Price: \$886.28

**NEW!**

#### Dreamweaver MX 2004: Website Development

---

This is a 3-day course that provides web designers with the knowledge and hands-on practice they need to build and manage professional website's using Dreamweaver MX 2004. Learn to build attractive, user-friendly website's including how to layout navigation, format text, add graphics and create hyperlinks.

#### Topics Include:

- Use the Dreamweaver User Interface effectively
- Create pages with well-structured HTML content
- Create hyperlinks between and within documents
- Add images and image maps to Web pages
- Create page designs and templates using tables
- Format page contents using Cascading Style Sheets
- Create HTML forms to prompt for user input
- Using templates and libraries
- Add behaviors for interactivity
- Test and deploy a Web site

Length: 3 days  
Commercial Price: \$975.00  
GSA Price: \$886.28

## CourseBuilder for Dreamweaver MX

---

CourseBuilder is an extension application to Macromedia Dreamweaver. With Dreamweaver and CourseBuilder you can quickly create web based learning and content and interactive web pages. From simple multiple choice questions to complex drag-and-drop type interactions - creating intuitive, efficient online learning solutions has never been easier.

Participants should have a thorough knowledge of Dreamweaver and an understanding of instructional design.

### Topics Include:

- Dreamweaver interface overview
- Using Dreamweaver Learning Interactions
- Customizing learning interactions to fit your needs
- Multiple-choice interactions
- Explore interactions
- Drag and drop interactions
- Timer interactions
- Text entry interactions
- Tracking test information and scores
- Creating reusable templates

Length: 1 day  
Commercial Price: \$325.00  
GSA Price: \$290.91

**NEW!**

## Dreamweaver MX 2004: Application Development

---

This 3-day course provides students with no prior Dreamweaver experience the knowledge and hands-on practice they need to build a web application with Dreamweaver. This course focuses on teaching the fundamentals of the Dreamweaver interface, web programming languages, and databases to build a dynamic, data-driven application in ColdFusion, ASP, or PHP.

### Topics Include:

- Creating a site in Dreamweaver
- Dreamweaver interface overview
- Inserting and formatting page elements - text, tables and images
- Dynamic web site basics
- Understanding HTTP protocol
- Retrieving data using query strings
- Setting and retrieving cookies
- Sending email from a web form
- Client-side and server-side form validation
- Collecting, processing and displaying data
- Connecting to a database via the web
- Creating recordsets and displaying data
- Filtering and displaying database information
- Building a search interface
- Authenticating users
- Using forms to manage content securely
- Creating master-detail and update pages

Length: 3 days  
Commercial Price: \$975.00  
GSA Price: \$886.28



## Web Development Tools

### Developing ColdFusion MX Applications with Dreamweaver MX

---

Students will learn to create a database-driven web application by using the tools available in Dreamweaver MX. Along with focusing on the basics of developing ColdFusion applications with Dreamweaver MX, this 2-day course will also focus on best practices to use when creating applications.

#### Topic Include:

- Use the Dreamweaver MX development environment.
- Create and manage a site using Dreamweaver MX.
- Create an ODBC datasource using ColdFusion MX.
- Establish a database connection using Dreamweaver MX.
- Build dynamic data pages using recordsets.
- Use the Live Data View of Dreamweaver MX.
- Use a simple sever behavior to include reusable components.
- Create a next-n interface with navigation.
- Build a master-detail interface.
- Develop database-driven search forms.
- Populate and maintain database data.
- Generate dynamic pages based on user-defined search parameters.
- Apply site security with Dreamweaver MX server behaviors.

Length: 2 Days  
Commercial Price: \$650  
GSA Price: *Coming Soon!*

### Developing ASP.NET Applications with Dreamweaver MX

---

This course introduces experienced Dreamweaver HTML developers to ASP.NET applications using C# as the underlying programming language. In this 2-day course, you will learn to use the powerful code generation tools in Dreamweaver MX to create a dynamic data-driven ASP.NET application. Including adding and updating database information and setting access security to web pages.

#### Topics Include:

- Create and manage an ASP.NET site using Dreamweaver MX
- Create and maintain ASP.NET web pages with Dreamweaver MX.
- Use and configure Dreamweaver MX server behaviors to include ASP.NET server-side functionality in web pages.
- Work with User Controls and the code-behind method to create components that promote reusability.
- Use Macromedia User Controls to generate presentation layer code, perform server-side processing, and display dynamic data.
- Work with ASP.NET controls to define server-side dynamic functions.
- Bind data to ASP.NET controls to create links to dynamic data sources
- Connect to a database.
- Display dynamic data.
- Create a web page that adds data to a database.
- Validate data a user submits to a database.
- Create a web page that updates data in a database.
- Create a data drill-down page.
- Create a search form.
- Create a next-n interface with navigation.
- Apply custom security to an ASP.NET site

Length: 2 Days  
Commercial Price: \$650  
GSA Price: *Coming Soon!*

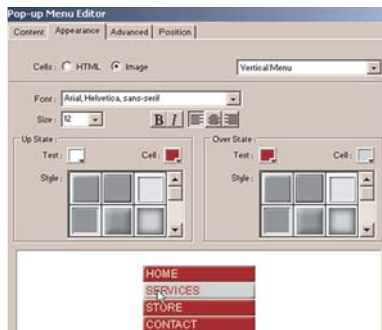
## Macromedia Fireworks MX

### What is Fireworks?

Macromedia Fireworks MX provides graphic designers with familiar imaging tools to create, optimize and customize graphics combined with powerful web-centric features to seamlessly integrate the website design and development process. Fireworks features allow professionals to quickly and easily create custom graphics and JavaScript interactivity - from simple roll over effects to powerful pop-up menus. Fireworks source files can also easily be integrated with Macromedia's website development tools such as Dreamweaver, Flash and Freehand.



### What's New with Fireworks MX?



#### Customizable Pop-Up Menus

Create horizontal or vertical pop-up menus with customizable, links, color schemes, spacing and pop-up location.

#### Improved Workspace

Now access all of the necessary graphic and web tools in one central location. The new property inspector allows users to quickly view and update object properties in one panel. Dockable, collapsible panels can be grouped and users can save their customized workspace design for smooth, efficient work environment.

#### Quick Export Button

Export files and launch other Macromedia applications with a single click using the quick export option.

#### Expanded Round-Trip Editing

Open, edit and export graphics from Adobe Photoshop 6 or 7. Maintain layers, masks and text properties while taking advantage of Fireworks suite of graphics editing tools.

## Training Courses . . .

### Fast Track to Fireworks MX

Fast Track to Macromedia Fireworks MX is a two-day course that provides Web Designers/ Graphic Creators with the knowledge and hands-on practice needed to create rich Web graphics. You will learn how to use tools in Macromedia Fireworks MX to create/edit Web graphics with both vector and bitmap images, work with layers, build buttons, add rollovers, slice images, and optimize and export graphics. This course introduces basic Macromedia Fireworks MX integration with Macromedia Dreamweaver MX and Macromedia Flash MX.

#### Topics Include

- Introduction to the Fireworks interface
- Graphics and the web
- Working with bitmap graphics and editing tools
- Working with Fireworks drawing tools
- Creating a logo with vectors and layers
- Creating hotspots and slicing
- Creating rollover behaviors
- Creating and customizing pop-up menus
- Exporting and optimizing images
- Exporting JavaScript and HTML
- Using Fireworks MX with Dreamweaver MX
- Using Fireworks MX with Flash MX

Length: 2 days  
Public Price: \$650.00  
GSA Price: \$590.85



### Macromedia Flash MX

#### What is Flash?

Macromedia Flash MX is a powerful, "must have" tool for all web professionals. Whether your goal is to deliver multimedia, video, rich user interfaces, or e-Learning - from online advertising to database-driven applications, Flash is the tool to deliver the best user experiences both on and off the web. Flash provides an easy-to-use interface for creating animations and presentations that can be viewed online, distributed on CD or as a stand-alone application. **Flash ActionScript** (similar to JavaScript) is the programming language used by Flash to develop more complex websites and applications including user-interaction and database connectivity.



#### What's New with Flash MX?

##### Timeline and Animation Enhancements

Flash now includes added timeline features to streamline design and development time. These features include folders to organize layers, the ability to resize, copy, paste and select multiple frames quickly and easily.

##### Dynamic Loading of Images and Sound

Modify content outside of Flash and reduce download time by dynamically loading external JPEG, MP3 and SWF files during runtime.

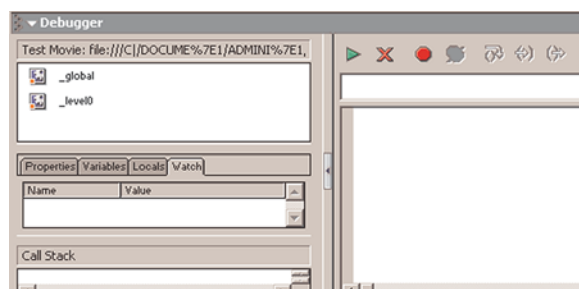
##### Accessibility

Incorporate descriptive text and keyboard shortcuts to ensure accessibility for people with disabilities.



##### Application Server Integration

Combine attractive, interactive interface with real-time business logic and content through XML data transfer capabilities. Integrate the Flash Communication server for even faster server integration.



##### Pre-built Components Templates

Save valuable production time by taking advantage of built-in components and templates for creating online forms, photo presentations and online learning. You can also create your own templates and customized components more efficiently with improved ActionScript capabilities. New tools include an integrated debugger, single-step code execution for quick and easy troubleshooting.

##### Named Anchors

Increase usability with this powerful new navigation feature.

Developers can now incorporate named anchors to bookmark areas of Flash content to ensure the best experience for your viewers.

##### Multilingual Support

Vertical text features and support for Unicode enables Flash developers to quickly build multilingual content to reach the greatest possible audience.

## Training Courses . . .

### Fast Track to Flash MX

Fast Track to Macromedia Flash MX is designed to teach a wide spectrum of software professionals how to design and deliver cross-platform, low-bandwidth animations, presentations, and Web applications using Macromedia Flash MX. It is a task-based course, with students learning by doing. Along with covering the basics of Macromedia Flash MX, the course focuses on best practices and design, stressing the importance of usability, accessibility, optimization, and performance.

#### Topics Include

- Use the Flash User development environment effectively
- Working with Flash drawing tools
- Working with text properties in Flash
- Using frames, layers and the timeline for animation and site navigation
- Working with Masks
- Understanding and creating symbols
- Working with instances and libraries
- Frame-by-frame, motion tween and shape tween animations
- Using motion guides and shape hints to control animation
- Using basic ActionScript to control movie navigation
- Incorporating sound and video
- Publishing your Flash document

Length: 2 days  
Commercial Price: \$650.00  
GSA Price: \$590.85

### Design Techniques with Flash MX

This class teaches beginning Macromedia Flash users principles and techniques for designing beautiful Macromedia Flash sites: how to lay out pages in Macromedia Flash, use color and text effectively, work with multiple image types, build navigation in Macromedia Flash, make Macromedia Flash usable, and incorporate sound and video. This course primarily uses the Macromedia Flash Timeline to create content, with limited attention to ActionScript. By learning design techniques along with some general principles of Web usability, you can develop Macromedia Flash content that best serves your users and clients.

#### Topics Include:

- Techniques of interactive design
- Site design and page structure
- Using color effectively
- Address Flash specific text issues (anti-aliasing and embedded fonts)
- Advanced image techniques including optimization, masking movie clips and dynamic loading of external JPEGs
- Creating usable navigation
- Structuring documents with the timeline.
- Incorporating sound and video effectively
- Dynamically importing text from an external source
- Building hybrid Flash / HTML pages.

Length: 2 days  
Commercial Price: \$650.00  
GSA Price: \$590.85



#### Certification Opportunity

Fast Track to Flash MX and Design Techniques with Flash MX are the two recommended courses to become a **Certified Flash Designer**.

**To learn more about certification benefits, visit our website  
[www.goADSI.com/education/](http://www.goADSI.com/education/)**



## Web Development Tools

**NEW!**

### Flash MX 2004: Rich Media Design

This 2-day course provides students with no prior Flash experience the knowledge and hands-on practice they need to create rich media containing animation, sound, and video. This course is for people new to Flash (or who have used it only to build applications) that want to use it to build rich media applications that effectively use animation, sound, and video.

#### Topics Include

- Develop efficient, compact Macromedia Flash movies
- Use and Navigate the Flash MX 2004 Interface
- Create, import, and work with graphics
- Use color effectively
- Work with text
- Creating input, static, and dynamic text fields
- Using text components in Flash
- Use layers and frames
- Use masks
- Create and use symbols, libraries, and instances
- Build frame-by-frame, motion, and shape animations
- Work with motion guides
- Create a navigational system
- Use the Movie Explorer
- Work with simple ActionScript commands
- Use components
- Add sounds and video to documents
- Publish Flash for use on the web and embed a Flash movie into an HTML page
- Implement basic principles of optimization and performance



#### Certification Opportunity

Flash MX 2004: Rich Media Design is the recommended courses to become a **Certified Flash MX Designer**.

Length: 2 days

Commercial Price: \$650.00

GSA Price: \$590.85

**NEW!**

### Flash MX 2004: Application Development

This 3-day course provides students with no prior Flash or programming experience the knowledge and hands-on practice they need to build a rich Internet application with Flash. This course focuses on using screens, built-in components, behaviors, and data binding to quickly get students proficient in building Flash applications. The course also introduces the ActionScript language and teaches students fundamental programming constructs including loops, conditional logic, functions, and arrays.

#### Topics Include

- Flash Interface Overview
- Application architecture using screens
- Working with Flash components and symbols
- Understanding dynamic content
- Using the XML data binding component
- Creating a master-detail RIA
- Manipulating components with ActionScript
- Handling user events on UI components
- Controlling Application Flow
- Implementing Drag and Drop on MovieClips
- Using Built-In Classes
- Creating MovieClips dynamically
- Reusing code and functions
- Submitting User Data Using Forms
- Manipulating Data with Arrays



#### Certification Opportunity

Flash MX 2004: Application Development is part of the learning track towards becoming a **Certified Flash MX Developer**.

Length: 3 days

Commercial Price: \$975.00

GSA Price: *Coming Soon!*

## Macromedia Flash MX ActionScripting

Macromedia Flash MX ActionScript introduces Macromedia Flash users to programming with ActionScript, including using ActionScript to animate, process data, create dynamic content, and manipulate components. It is a task-based course, with students learning by doing. The course emphasizes the object-oriented capabilities of Macromedia Flash MX, and teaches students how to use ActionScript objects, methods, events, properties, and functions, with an eye toward ActionScript best practices.

### Topic Include:

- Use the Dreamweaver MX development environment.
- ActionScript best practices
- Creating movie clips with ActionScript
- Using button movie clips
- Referencing object events from the Timeline
- Using forms
- Working with variables
- Using conditional logic
- Animating with ActionScript
- Drawing with ActionScript
- Understanding and using ActionScript objects
- Understanding object methods, properties and events
- Using the Color object
- Creating text fields with ActionScript
- Using the TextField and TextFormat objects
- Reusing code
- Working with functions
- Writing functions
- Creating dynamic content
- Using the LoadVars object
- Using components with ActionScript

Length: 2 Days  
 Commercial Price: \$650  
 GSA Price: \$590.85

**To learn more about certification benefits, and to view our complete class schedule, visit our website at [www.goADSI.com/education/](http://www.goADSI.com/education/)**

## Advanced ActionScript for Applications

Advanced ActionScript for Applications is a three-day course designed to teach you how to create rich application interfaces using ActionScript. The course also teaches how to use remote data retrieved via Flash Remoting in the interfaces.

**Note:** This course has similar content to the course *Developing Rich Internet Applications with Flash MX* but is for ActionScript developers who are familiar with Macromedia Flash.

### Topics Include:

- Create and manage an ASP.NET site using Dreamweaver MX
- Reviewing ActionScript Basics
- Creating Custom Classes
- Building Arrays
- Manipulating Flash UI Components
- Accessing Remote Data
- Retrieving Dynamic Data with Flash Remoting
- Creating Dynamic Tables with the DataGrid Component
- Persisting Data on the Client and Server

Length: 2 Days  
 Commercial Price: \$1200  
 GSA Price: Coming Soon!



## Web Development Tools

### Developing Rich Internet Applications with Flash MX

---

Developing Rich Internet Applications with Macromedia Flash MX is a three-day course designed to teach experienced application server programmers with no Flash experience how to create powerful Internet applications using Flash MX and Flash Remoting MX to connect to ColdFusion, J2EE, or .NET servers.

Note: This course has similar content to the course Advanced ActionScript for Applications but is for Java, .NET, and ColdFusion application developers who have little or no experience with Macromedia Flash.

#### Topics Include

- Use the Flash User development environment effectively
- Introducing the Macromedia Flash MX Interface
- Learning ActionScript Fundamentals
- Manipulating Flash UI Components
- Accessing Remote Services Using Flash Remoting MX
- Retrieving Complex Data with Flash Remoting MX
- Creating Dynamic Data Tables with the DataGrid Component
- Persisting Data on the Client and Server
- Working with MovieClips

Length: 3 days  
Commercial Price: \$1200.00  
GSA Price: *Coming Soon!*

### eLearning Courseware Development using Flash MX and CourseBuilder

---

Learn to create customized online learning courseware using two of the leading eLearning software packages. Discover how to use both Flash and CourseBuilder to simplify the creation of online content including multiple-choice, fill in the blank, and drag and drop learning interactions.

#### Topics Include:

- Techniques of interactive design
- Introduction to Macromedia eLearning solutions
- Choosing the solution that's right for you Macromedia extensions - working with AICC compliant LMS and ASP middleware

#### Flash

- Flash MX animation basics
- Working with learning components and templates
- Customizing Flash templates and interactions
- Embedding Flash into an HTML page
- Passing variables from to Flash using JavaScript

#### Dreamweaver

- CourseBuilder learning interactions
- Using Action Manager
- Setting time limits and user options
- Defining feedback
- Extending Dreamweaver

Length: 3 days  
Commercial Price: \$1200.00  
GSA Price: *Coming Soon!*

## Microsoft FrontPage 2003

### What is FrontPage?

Microsoft FrontPage is a web editing and publishing tool to help you create professional, dynamic website's. For Microsoft Office users, this tool provides a familiar interface to help you move your office expertise to the web. This tool includes tools for design, HTML authoring and publishing to get your site on the web.

FrontPage 2003 focuses on three key areas to advance your web development process:

**Design:** Use enhanced graphic design and layout tools to product attractive, user-friendly site designs.

**Code:** Built-in scripting tools allow developers to add dynamic functionality faster and more efficiently

**Extending:** Equipped with a what-you-see-is-what-you-get Extensible Stylesheet Language Transformations (XSLT) editor developers can now connect information faster and more efficiently using the latest technologies.



### FrontPage 2003 Introduction

A good HTML editor can make web site development faster and easier even without formal design training. FrontPage is the first WYSIWYG (What you see is what you get) HTML editor that gives web authors incredible control of their code using the familiar Microsoft Office interface. This is the perfect seminar for someone who has familiarity with Office products, but is a beginner in web design.

#### Topic Include:

- FrontPage Overview
- Toolbars and Interface basics
- Working with text and formatting
- Working with colors
- Working with graphics
- Creating hyperlinks
- Working with tables and formatting tables
- Publishing

Length: 1 Day  
 Commercial Price: \$290  
 GSA Price: *Coming Soon!*

### FrontPage 2003 Advanced

This seminar will expand participant's knowledge of FrontPage to a more advanced level. Participants will learn how to use FrontPage to facilitate web site development and implement advanced HTML, DHTML and Database Connectivity features.

#### Topics Include:

- Designing a website
- Using FrontPage built-in wizards
- Working with frames and dynamic content
- Creating forms
- Using the form page wizard
- Integrating Microsoft Access, Excel and PowerPoint
- Publishing and Publicizing
- Using Style Sheets
- Collecting and formatting form information
- Using the script editor
- Editing ASP, JavaScript and XML Code

Length: 2 Days  
 Commercial Price: \$580  
 GSA Price: *Coming Soon!*



### What is . . . **Programming for the Web**

---

Think of every portion of your website that is reused. For example company header, logo or copyright information. Think of content on your site which needs to be updated on a regular bases such as a calendar of events, frequently asked questions page or an online store. Using database-driven web pages allow you to update such content automatically or via an online interface for quick, efficient maintenance saving you valuable production time - resulting in greater ROI.

ADSI offers a variety of Web Programming courses to help you to keep pace with the ever-evolving Internet technologies. From Java to ColdFusion these courses allow even novice web developers to learn how to quickly and easily incorporate dynamic database-driven web applications including forms, security and more advanced features such as reporting, charts and graphs.

### **Terminology**

---

#### **Dynamic Web Pages**

This is the term often used for pages that deliver content that changes 'dynamically' either by the user or the with time. An example of a dynamic website would be pages where a user can access the latest up-to-the-minute stock quotes, online stores, or online store catalogs that contain information updated on a regular bases.

#### **Server Side Programming**

This is a term used for various technologies that allow users to develop applications for use on a web server. These applications perform various functions that the browser alone could not do. They serve as middleware, or a translator, that accepts information from the browser, performs various functions (such as searching a database) and returns HTML that the browser itself can interpret. The main server-side language technologies are ColdFusion, Active Server Pages (ASP) and Java Server Pages (JSP).

#### **ColdFusion MX**

ColdFusion is a powerful web application language. Using ColdFusion you can perform common functions such as adding and updating database information, displaying real-time information online, create online shopping carts, and add role-based system security. ColdFusion uses a tag-based syntax similar to HTML allowing you can build powerful web services and applications with the same functionality as other applications server languages (such as as ASP, PHP and JSP) with less training time and fewer lines of code.

#### **XML**

XML is the next generation of Web technologies. Unlike other Web technologies, XML pages can be read by a wide range of applications from browsers to databases to word processors. Unlike HTML, developers are not restricted to predefined tags. Using XML, developers can write their own tags for various purposes as needed. How these tags are read and displayed on the Web is defined using Document Type Definition (DTD) documents and Extensible Style Sheet (XLS) documents.

#### **Structured Query Language (SQL)**

This is the primary language used by server-side programming languages to request information from a database.

## Training Courses . . .

---

### Fast Track to ColdFusion MX

---

Fast Track to ColdFusion MX is a 3-day course that provides experienced Web developers with the knowledge and hands-on practice they need to start building and maintaining dynamic and interactive Web applications using ColdFusion MX. A familiarity with Web terminology as well as the SQL command set is recommended for this course.

#### Topics Include:

- Setting up the ColdFusion development environment
- Using Dreamweaver MX
- Publishing dynamic data using ColdFusion tags
- Reusing common code
- Building forms with ColdFusion MX
- Building search interfaces
- Building data drill-down interfaces
- Accepting user information for updating and inserting data in databases
- Incorporating JavaScript to perform client side validation
- Securing web pages

Length: 3 days  
Commercial Price: \$975.00  
GSA Price: \$886.28

### Advanced ColdFusion MX

---

Advanced ColdFusion MX Development is a 3-day course that provides ColdFusion application developers with the knowledge and hands-on practice that they need to build, maintain, and scale effective web applications. Practical experience using CFML tags, functions, and variables as well as the SQL command set is recommended for this course.

#### Topics Include

- Creating advanced queries
- Manipulating complex data in arrays and structures
- Persisting data in the application, session, and client scopes
- Building user-defined functions
- Structuring applications with ColdFusion components
- Reusing code with custom tags
- Graphing data
- Handling errors
- Searching documents and record sets with Verity
- Exchanging data across the Internet with and
- Working with XML documents
- Exposing and reusing application functionality as web services

Length: 3 days  
Commercial Price: \$975.00  
GSA Price: *Coming Soon!*



## Programming Tools

**NEW!**

### Developing Microsoft ASP.NET Web Applications Using Visual Studio .NET

This five-day course is designed to teach beginner Web Developers and Microsoft Visual Basic® programmers the fundamentals of Web Applications development using Visual Basic.NET and ASP.NET. In this course, developers will learn to create and deploy dynamic content via the web including the use of web forms, server controls and components.

#### Topics Include:

- Setting up the ColdFusion development environment
- Explain the Microsoft .NET Framework and ASP.NET
- Create a component in Visual Basic .NET or C#.
- Create an ASP.NET Web application project by using Visual Studio .NET.
- Add server controls to an ASP.NET Web Form.
- Create and populate ASP.NET Web Forms.
- Add functionality to server controls that are on an ASP.NET Web Form.
- Use the Trace and Debug objects that are provided with Visual Studio .NET.
- Use validation controls to validate user input.
- Create a user control.
- Access data by using the built-in data access tools that are available in Visual Studio .NET.
- Use Microsoft ADO.NET to access data in an ASP.NET Web application.
- Accomplish complex data access tasks from an ASP.NET Web application.
- Access Extensible Markup Language (XML) data and read it into a DataSet.
- Call an XML Web service from an ASP.NET Web application and incorporate the returned data into a Web application.
- Store application and session data by using a variety of methods.
- Configure and deploy an ASP.NET Web application.
- Secure an ASP.NET Web application by using a variety of technologies.

Length: 5 days  
Commercial Price: \$1,995.00  
GSA Price: *Coming Soon!*

**NEW!**

### Introduction to C# Programming with Microsoft .NET

This five-day course is designed for less experienced programmers to learn the fundamentals of object-oriented programming and programming for the Web. In this five-day course, developers will learn to build highly functional Web and Windows solutions and Web Services by using Microsoft Visual C# .NET and the Microsoft .NET Framework.

#### Topics Include

- Explain the .NET platform.
- Configure and use Visual Studio .NET.
- Program with C#.
- Implement methods.
- Implement encapsulation, inheritance, and polymorphism in C#.
- Use C# within the .NET Framework.
- Use Microsoft ADO.NET to access and manipulate data in a database.
- Create feature-rich Windows-based applications.
- Create a Web application by using Web Forms.
- Use XML Web services in a C# application.
- Experiment with more advanced features of C#.

Length: 5 days  
Commercial Price: \$1,195.00  
GSA Price: *Coming Soon!*

**NEW!**

## **Upgrading Web Development Skills from ASP to Microsoft ASP .NET**

This three-day, instructor-led course provides students with the knowledge and skills that are needed to successfully upgrade their existing Active Server Pages (ASP) skills, as well as upgrading their Web applications, to Microsoft ASP.NET. This course also explains the new features of ASP.NET that can then be leveraged to improve an existing Web application.

### **Topics Include:**

- Describe the key differences between ASP and ASP.NET.
- Create an ASP.NET Web application by using Microsoft Visual Studio .NET.
- Create an ASP.NET Web Application UI.
- Use the trace feature of ASP.NET to obtain information about executed requests.
- Use the Visual Studio .NET debugger to debug ASP.NET Web applications.
- Access databases in an ASP.NET Web application by using Microsoft ADO.NET.
- Create and call a COM object from an ASP.NET Web page.
- Explain how XML Web services is beneficial to distributed Internet computing.
- Create an XML Web service by using Visual Studio .NET.
- Create client code that can create and call a remote XML Web service.
- List server and client-side state management techniques and explain how ASP.NET improves state management.
- Use the ASP.NET Application object to track data that is associated with an ASP.NET Web application.
- Use the ASP.NET Session object to track data that is associated with an individual user session.
- Use the ASP.NET HttpCookie object to store client-side data.
- Explain what approach would be the best for migrating a ASP Web application to ASP.NET, given a specific ASP Web application scenario.
- Implement Forms-based authentication in an ASP.NET Web application.
- Prepare an ASP.NET Web application for deployment.

Length: 3 days  
Commercial Price: \$1,195.00  
GSA Price: *Coming Soon!*

**NEW!**

## **Programming with XML in the Microsoft .NET Framework**

This two-day instructor-led seminar provides students with an introduction to the technologies that comprise the Microsoft .NET strategy. This course is a high-level overview of multiple aspects of .NET, and is intended as a starting point for developers and business decision-makers to evaluate Microsoft .NET tools and technologies. As an introductory seminar, it provides pointers to training courses and other resources that give more detail on specific topics.

### **Topics Include**

- Explain the .NET platform.
- Explain how XML is integrated into the .NET Framework and the classes associated with XML in the .NET Framework.
- Parse and read XML in the .NET Framework.
- Write and validate an XML document.
- Manipulate cached XML documents in memory.
- Query XML documents.
- Transform XML documents.
- Create new XML schemas programmatically.

Length: 2 days  
Commercial Price: \$850.00  
GSA Price: *Coming Soon!*



## Programming Tools

**NEW!**

### Introduction to Microsoft .NET Development

---

This two-day instructor-led seminar provides students with an introduction to the technologies that comprise the Microsoft .NET strategy. This course is a high-level overview of multiple aspects of .NET, and is intended as a starting point for developers and business decision-makers to evaluate Microsoft .NET tools and technologies. As an introductory seminar, it provides pointers to training courses and other resources that give more detail on specific topics.

#### Topics Include:

- Create a simple .NET solution by using Microsoft Visual J++ .NET, Microsoft Visual C++ .NET, and Microsoft Visual Basic .NET.
- Use Microsoft Visual Studio .NET.
- Build simple ASP.NET applications.
- Access data in a variety of formats.
- Apply object-oriented programming concepts
- Create a simple .NET application based on the Microsoft Windows application template.
- Use the Extensible Markup Language (XML).
- Create an XML Web service.
- Build scalable and reliable applications.
- Apply core security concepts in the .NET Framework 1.1.
- Use the lifecycle tools included in Visual Studio .NET.
- Configure and deploy an application built on the .NET Framework 1.1.
- Interoperate with existing applications.
- Migrate existing applications to the .NET Framework 1.1.
- Build applications for mobile devices.
- Develop applications for Windows Server 2003.

Length: 2 days  
Commercial Price: \$850.00  
GSA Price: *Coming Soon!*

### Microsoft Access Web Database Design

---

This one day course will focus on designing well-planned Microsoft Access database for use in Internet/Intranet applications.

#### Topics Include:

- Database Design Principles
- Access SQL, DDL and DML
- Creating Tables and Fields
- Database Normalization
- Creating ODBC Data Sources
- Writing SQL Queries
- Linking Access and MS-SQL Server Tables
- Slicing web graphics to get the smallest size
- Securing your Access Database
- Interfacing MS-Access Databases to ColdFusion, ADO and JavaScript

Length: 1 day  
Commercial Price: \$325.00  
GSA Price: \$263.64

## Fast Track to Java Server Pages

---

Our FastTrack to Java Server Pages class is geared towards developers and programmers who wish to learn a new approach to developing applications for the web in a rapid environment using Java Technology.

### Topics Include:

- Attack Methods
- Web Browser and Server Communication
- Overview of Servlets and JavaServer Pages
- Concept of a Servlet
- Handling Client Request Form Data, HTTP Request Headers
- Servlet Equivalent of the Standard CGI Variables.
- Generating Server Responses: HTTP Status Codes, HTTP Response Headers
- Concept of an Applet
- Using Applets as Servlet Front Ends.
- Cookies Handling and Session Tracking
- JSP Scripting Syntax and Language Elements
- Developing a Basic JavaServer Page
- Java Server Pages Directives
- Including Files, Applets and JavaBeans in Java Server Pages
- Handling Exceptions
- Creating Custom JSP Tag Libraries
- Forwarding Requests from JSP
- Steps in using JDBC
- Database Connection Pooling

Length: 3 days  
Commercial Price: \$975.00  
GSA Price: *Coming Soon!*

## Introduction to XML

---

In this class students will begin to understand the role of XML applications. XML provides a flexible markup language for extending tomorrow's web applications. Although it has been argued that XML will render existing web technologies obsolete, the understanding of how this new language relates to HTML and traditional databases is essential to the future of the Internet. Students learn how to structure and display simple XML documents with the use of DTD's, XSL, and CSS. Students will add interactivity to their XML applications with JavaScript. Upon the completion of this course students will understand how XML can be used to extend the publishing capabilities of the web for documents, e-commerce and databases.

### Topics Include

- XML basic concepts XML Applications
- XML Syntax
- Creating simple XML documents
- Creating DTD's
- Presenting XML with CSS and ADO
- XML Document Objects Model
- Presenting XML using XSL
- XML Conditionals Wrapping it all together with HTML and JavaScript

Length: 2 days  
Commercial Price: \$580.00  
GSA Price: *Coming Soon!*



# Project Management

## On-site Project Management Seminars

If are unable to come to our facility then ADSI would gladly come to yours\*. We've expanded our seminars for our on-site clients to include several Project Management courses along with our Web Development seminars.

### Project Management Principles

This workshop provides practical tools and techniques for planning and managing the variables or constraints of project success, using content discussion, a series of exercises and a project simulation application. Participants gain classroom experience with today's best practices for structuring, estimating, scheduling and tracking projects, in order to bring them in on time, within budget and with high quality.

Length: 3 Days  
Price: \$1,350.00 per student

### Advanced Project Management Concepts

Targeted for project, program, technical managers and others involved with tracking and monitoring projects. It is also useful for those who need to support Project Managers in the use of EVA techniques.

Length: 2 Days  
Price: \$900.00 per student

### Managing Small Projects

For anyone who spends time on projects which require up to 400 work-hours of effort spanning a duration of up to three months. The typical attendee usually works alone, has a considerable amount of work, and frequently requires the assistance of others within the organization to accomplish key portions of the work.

Length: 2 Days  
Price: \$900.00 per student

### Estimating Software Projects

This hands-on workshop focuses on information systems software projects. The intended audience includes Program and Project Managers, Systems Analysts, Project Office personnel and others who are required to develop estimates early in the development life-cycle. Key individuals from the client community who support project estimates have also found this course fascinating and invaluable.

Length: 2 Days  
Price: \$900.00 per student

### Estimating Non-IT Projects

The intended audience includes Program and Project Managers, Systems Analysts, Engineers, Project Office personnel and others who are required to develop estimates early in the development life cycle.

Length: 2 Days  
Price: \$900.00 per student

### Project Management of Team Members

This workshop covers the fundamental tools and techniques needed by team members of medium-sized to large projects: those lasting three to twelve months in duration. It presents supportive, compatible methods that can increase the effectiveness of anyone involved with project work.

Length: 2 Days  
Price: \$900.00 per student

### Project Management Overview

This workshop is for anyone who spends time on projects which require up to 400 work-hours of effort spanning a duration of up to three months. The intended audience is key managers and executives (including customer management) who direct the efforts of project leaders and teams. We tailor the level of the information and duration to the level of management involved.

Length: 1 Day  
Price: \$450.00 per student

### Microsoft Project 2000 Fast Track

This two day seminar covers basic concepts through advanced topics. It moves quickly and is best suited for persons already familiar with Project.

Length: 2 Days  
Price: \$650.00

***\*For questions regarding our on-site training services or to arrange for an on-site class, please contact our training coordinator at (301) 562-1330!***

# eLearning Courseware Development and Learning Management System Solutions

## Why Online Learning?

Online learning is rapidly becoming a requirement for efficient, cost-effective training for business environments.

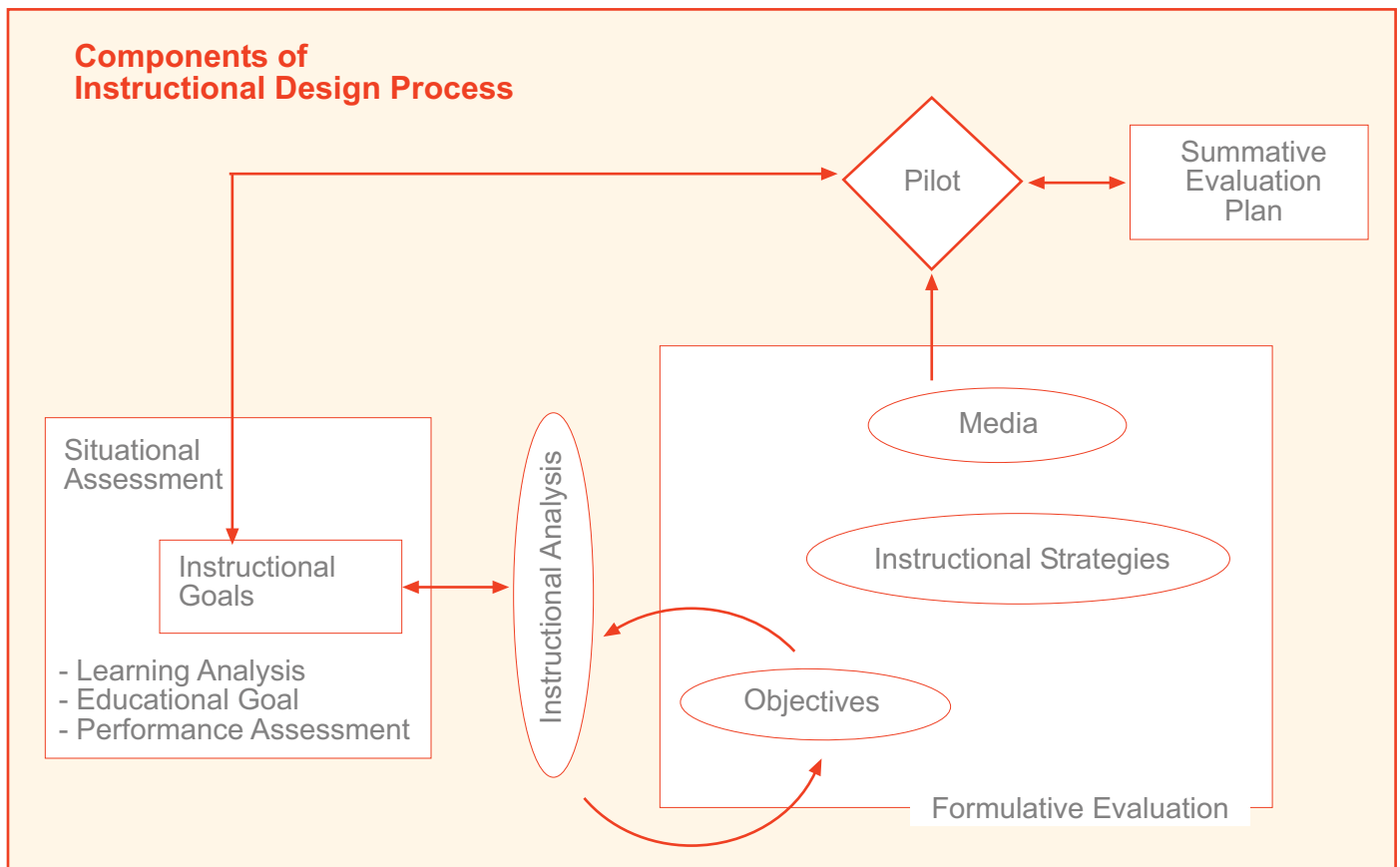
Online learning provides flexible training allowing students to move at their own pace and review information as needed. It is easily accessible from any location with an Internet connection and provides consistent, cost-effective training for your entire organization.

## Courseware Development

ADSI provides skills development and knowledge transfer support enabling our clients to effectively achieve their training objectives. Our team specializes in development of courseware for classroom and online delivery based on formal Instructional Systems Design processes.

We are experts in the use of Macromedia's e-Learning Studio (Flash, Dreamweaver, CourseBuilder and Authorware) to create AICC and SCORM compliant web based training content. ADSI also can provide performance tracking and course management using our customizable Learning Management System (LMS) solution.

For more information, please contact our training coordinator at 301-562-1330 or write to us at [training@goADSI.com](mailto:training@goADSI.com).





### ***We Deliver!*** **Customized On-Site Training**

All of ADSI's Web development and Project Management courses can be customized and delivered at your office.

#### **Why Choose On-Site Training?**

##### **Consistent Instruction**

Be sure your entire team is receiving the same expert instruction by training them together. Benefit from receiving the same information, the same course materials as well as working in a team environment where they can learn from each other.

##### **Convenient Location**

What could be more convenient than your own office? Students will not have to worry about travel expenses or unnecessary time away from the office. All you need is a computer and Internet connection for each student and your ready to go.

##### **Customization**

ADSI will customize any class to your organizations specific needs. Focus on the training your team needs to get the job accomplished.

For more information or to arrange for on-site training please write to [training@goADSI.com](mailto:training@goADSI.com) or contact us at 301-562-1330.

**The ADSI Training Facility is located at  
8605 Cameron Street, Suite 214  
Silver Spring, Maryland 20910**

**From Baltimore**

Take I-95 S towards WASHINGTON, DC  
Take I-495 WEST exit-Exit 27-25, towards US-1/COLLEGE PARK/SILVER SPRING  
At the fork in the road, keep RIGHT towards SILVER SPRING  
Merge onto the Capital Beltway – I 495  
Take US-29 SOUTH/COLESVILLE ROAD exit – Exit 30B towards SILVER SPRING  
Merge onto COLESVILLE ROAD  
Turn RIGHT onto GEORGIA AVENUE  
TURN RIGHT onto CAMERON STREET

**From Northern Virginia**

Take I-495 NORTH/CAPITAL BELTWAY towards BALTIMORE  
Take MD-97 GEORGIA AVENUE exit – Exit 31B towards SILVER SPRING  
Merge onto GEORGIA AVENUE  
Turn LEFT onto CAMERON STREET

**From Washington, DC**

Take 16th STREET NW NORTH towards SILVER SPRING  
Turn SLIGHTLY RIGHT onto COLESVILLE ROAD  
Turn left onto RAMSEY AVENUE  
Turn RIGHT onto FIDLER LANE  
Turn LEFT onto GEORGIA AVENUE  
TURN RIGHT onto CAMERON STREET



**Outside of Washington, DC Metropolitan Area**

Contact our seminar coordinator at [training@goADSI.com](mailto:training@goADSI.com) or call (301) 562-1330 for travel and accommodation information.

**From the Metro**

Take the Red Line to the Silver Spring stop. Walk North on Colesville Road (toward 2nd Avenue) 2 blocks to Georgia Avenue. Turn left at Georgia Avenue and walk 1 block to Cameron Street. Turn right on Cameron Street.

**Parking Information**

All day public covered parking is available at the corner of Cameron and Fenton Streets, one block over on the left. There are long and short term metered parking spaces.



# ADS Training Registration Form

To register for courses please complete the following information. Feel free to copy this form for additional registrants. You can also register online at [www.goADS.com](http://www.goADS.com).

### Mail To:

Aligned Development Strategies, Inc.  
8605 Cameron Street, Suite 214B  
Silver Spring, Maryland 20910  
Attention: Training Coordinator

- OR -

### Fax To:

Attention: Training Coordinator  
Aligned Development Strategies, Inc.  
Fax: 301-562-1332

For additional information, call our Training Coordinator at: (301) 562-1330, send an email to [training@goADS.com](mailto:training@goADS.com).

### Student Information

Student Name: \_\_\_\_\_  
Title: \_\_\_\_\_  
Company: \_\_\_\_\_  
Phone: \_\_\_\_\_ Email: \_\_\_\_\_  
Address: \_\_\_\_\_  
\_\_\_\_\_

### Billing Information

Billing Contact: \_\_\_\_\_ Contact Email: \_\_\_\_\_  
Contact Phone: \_\_\_\_\_ Contact Fax: \_\_\_\_\_  
Billing Address: \_\_\_\_\_  
\_\_\_\_\_

### Course Selections

1. Course: \_\_\_\_\_  
Date: \_\_\_\_\_  
2. Course: \_\_\_\_\_  
Date: \_\_\_\_\_  
3. Course: \_\_\_\_\_  
Date: \_\_\_\_\_  
3. Course: \_\_\_\_\_  
Date: \_\_\_\_\_

### Payment Information

Payment accepted by credit card, check or company purchase order. Payment is required before class reservation is confirmed. For GSA Schedule training (GSA Contract #GS-35F-0360L), please contact our Training Coordinator at 301-562-1330.

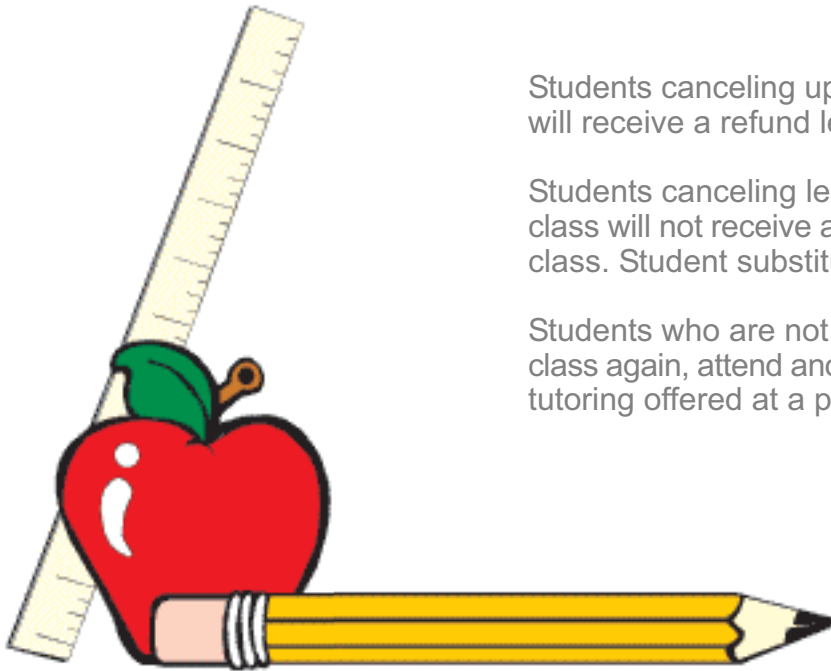
- Check
- Visa
- Mastercard
- Amex
- Discover

Cardholders Name: \_\_\_\_\_  
Card Number: \_\_\_\_\_ Exp. Date: \_\_\_\_\_  
Signature: \_\_\_\_\_  
Date: \_\_\_\_\_

You will receive a letter of confirmation, an invoice and directions to the Training Facility upon registration. Please bring the confirmation letter to the class for admittance.

## Training Policy

ADSI reserves the right to make changes or cancellations to scheduled classes with insufficient enrollment or in other circumstances. Our training coordinator will make every effort to notify students ahead of time. All cancellations must be submitted in writing. Please email cancellation requests to [training@goADSI.com](mailto:training@goADSI.com) or fax them to (301) 562-1332.



Students canceling up to 5 business days before the class will receive a refund less a processing fee of \$50.

Students canceling less than 5 business days before the class will not receive a refund but can substitute for another class. Student substitutions are allowed.

Students who are not satisfied with a class can take the class again, attend another class, or be provided with private tutoring offered at a partial refund.

### FREE Seminars

ADSI now offers FREE Web Development seminars covering the latest Web trends and technologies. These seminars are held regularly at ADSI's training center located in Silver Spring, Maryland. Join us for these hands-on seminars to learn the latest IT topics including ASP.NET, Macromedia MX 2004, and XML. Space is limited, so please register today at [www.goADSI.com/FreeTraining/](http://www.goADSI.com/FreeTraining/).

ADSI also offers introductory seminars onsite for organizations interested in ending 8 or more individuals for training. To arrange for a free onsite seminar, please contact our Training Coordinator at 301-562-1330 or email us at [training@goADSI.com](mailto:training@goADSI.com).

## Product Sales

Purchase Macromedia and Borland products online at ADSI Web Developer's Paradise. Our consultants are available to help you with your purchasing needs including volume licensing, product upgrades, product specials and educational discounts. Contact our purchasing department for more information at (301) 562-1330 or visit our online store at [www.goADSIplanet.com/comp](http://www.goADSIplanet.com/comp)

### *Current Specials:*

Right now we are promoting our NEW! online training packages. Purchase an online training library or bundle of any kind and **pay 5% less.**

Purchase the following products from our online store:

Borland JBuilder  
Microsoft FrontPage  
Macromedia Fireworks  
ColdFusion Studio  
Macromedia Studio MX

Macromedia Flash  
Macromedia Dreamweaver  
Macromedia Director Macromedia  
Macromedia ColdFusion Server  
Macromedia Studio MX2004

### **Attention Government Agencies:**

Purchase discount training and services from the **GSA Schedule (#GS-35F-0360L)**. For more information and government pricing, visit our website, [www.goADSI.com](http://www.goADSI.com)  
ADSI is an SDB, SBA 8(a) Firm

### **Online eZine**

Subscribe to our monthly training eZine for:

- Training News
  - Online Tutorials
  - Product Reviews and Updates
  - Giveaways and Special Offers
- And more . . .*

To subscribe, go to:  
[www.goADSI.com/eZine](http://www.goADSI.com/eZine)

### **Free Onsite Seminars!**

Bring free seminars to your organization  
Discover what Macromedia and Borland products  
can do for your organization.  
For more details, visit us online!



Aligned Development Strategies, Inc.  
8605 Cameron Street, Suite 214  
Silver Spring, Maryland 20910  
Phone: (301) 562-1330  
Fax: (301) 562-1332  
[training@goADSI.com](mailto:training@goADSI.com)

